

Highlight Report – 1st April to 31st December 2016

Corporate Improvement Priority: Increase the percentage of waste recycled and composted

RAG Status	Summary of Progress
Green	<p>With the further roll-out of our improved weekly recycling service, together with the implementation of our side waste restriction policy, which is in addition to the fortnightly collection of residual waste and smaller wheeled bins, we have continued to promote the shift from a throwaway society to one that recycles first.</p> <p>We continue to realise performance through current arrangements for waste treatment and disposal, whilst work is ongoing towards putting in place a new waste services contract.</p>

What will be different? (Outcomes)	Lead Officer	RAG Status	Progress
<p>1. More people will have an extended recycling service (e.g. collect more items such as batteries) and their waste sorted at the kerbside.</p>		Green	<ul style="list-style-type: none"> • % of households on recycle+ - Phase II roll out of Recycle+ completed (almost 40,000 properties now serviced by new scheme.) A total of £688,840 in grant funding has recently been secured from WG under the CCP funding regime, part of which will be used to supplement the third and final phase of roll out which is on track for completion by end of March 2017. • Additional 'kerbsort' recycling vehicles have been delivered. Roll out for the final phase of the kerbsort recycling service to commence during January 2017. • Household participation – the last survey, which was completed in January 2015 indicated an 80.5% participation rate although indications are that this has now increased. It is proposed to conduct another survey following completion of the roll out of Recycle+ in March 2017. Communication and

Highlight Report – 1st April to 31st December 2016

		<p>engagement work has continued as resources have allowed, including school visits, road shows/ local events, social media and local press/radio promotions.</p> <p>First phase of the side waste restriction policy introduced in June 2016 to further increase household recycling. To date 1,074 properties have been issued with exemptions, 19 applications have been rejected.</p> <p>Waste analysis has been carried out which is used to inform future awareness activities/promotions.</p> <p>High trade waste producers are being contacted and encouraged to recycle.</p> <ul style="list-style-type: none"> • Have achieved, the 2015/16 statutory target of 58%. Current performance indicated an increase from 58.43% (32,132ts) in quarter 3 (April to December) 2015 to 64.28% (33,114ts) in quarter 3 2016.
<p>2. New contract arrangements will be in place for waste treatment and disposal to ensure we are getting the best deal for the Council.</p>	<p>Green</p>	<ul style="list-style-type: none"> • MREC procurement including food waste treatment is on-going. • A longer term cost model for NPT to achieve the 70% target is planned to be produced once the issue of longer term waste treatment/disposal arrangements is resolved. <p>Service performance for quarter 3 2016 (April to December):</p> <ul style="list-style-type: none"> • The % of municipal waste sent to landfill – 9.9% (5,089ts) • The % of municipal waste used to recover heat and power – 33.9% (17,471ts).

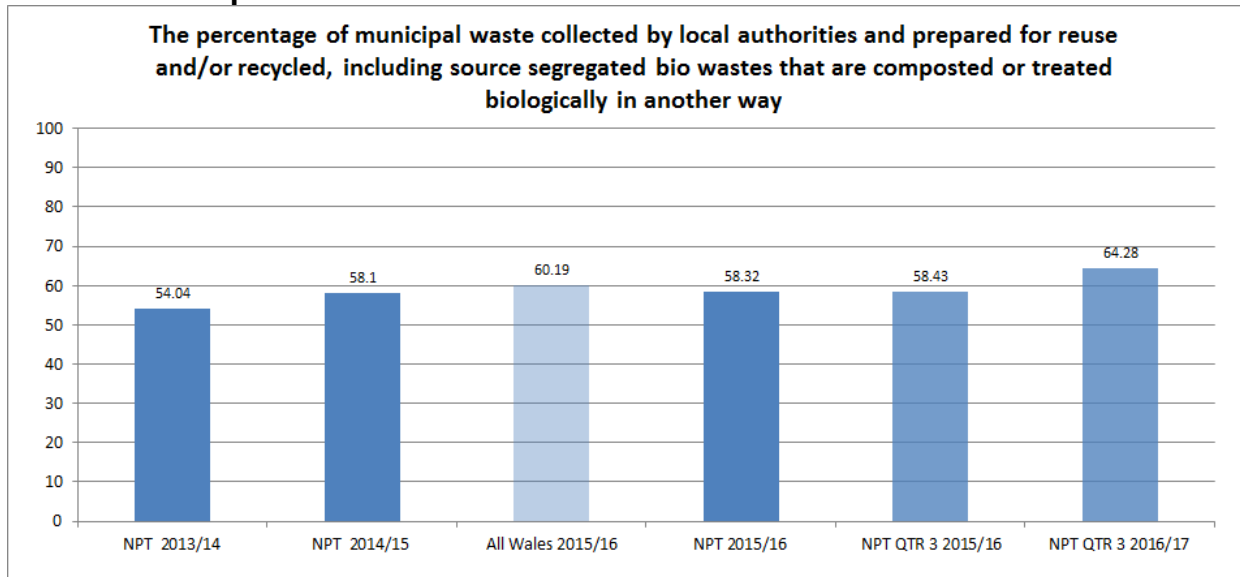


Reduce, Reuse, Recycle

towards zero waste

Highlight Report – 1st April to 31st December 2016

Measures: Graphs



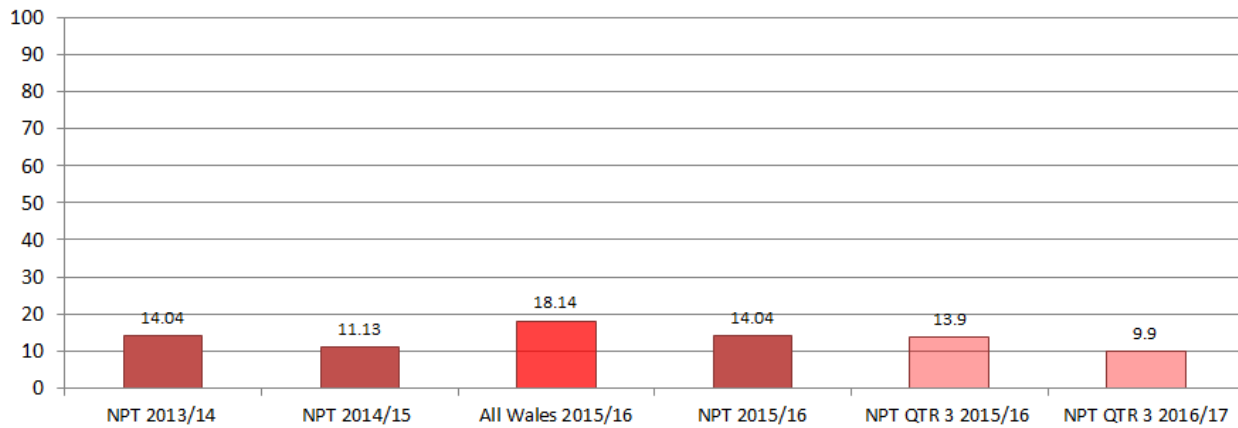


Reduce, Reuse, Recycle

towards zero waste

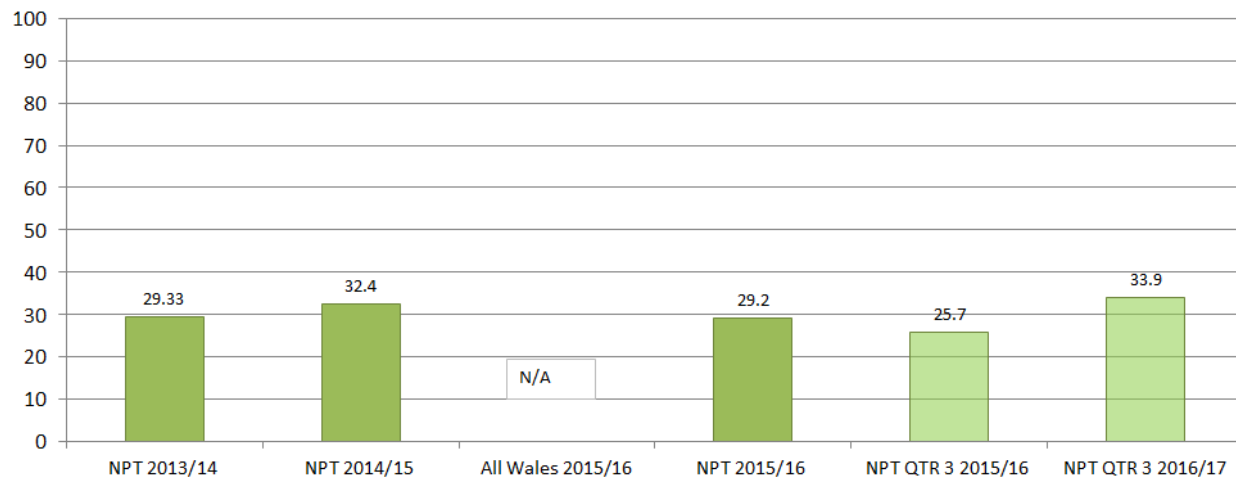
Highlight Report – 1st April to 31st December 2016

The percentage of municipal waste collected by local authorities sent to landfill



Highlight Report – 1st April to 31st December 2016

The percentage of municipal waste collected by local authority used to recover heat and power



Shaun to update table below once CRR reported to Cabinet on 19th October. Also need to include risk matrix.

Corporate Risks (Corporate Risk Register):

Risks are assessed in terms of proximity i.e. when the risk would occur. Estimating when a risk would occur helps prioritise the risk.

The proximity scale to be used is:

- 1. Zero to one year**
- 2. One year to two years**
- 3. Two years to three years**
- 4. Three years plus**